

7



الإمارات العربية المتحدة  
وزارة التربية والتعليم



برنامج الاختبارات الوطنية 2017

# English Reading Sample Test

	اسم الطالب
	SIS رقم تعريف الطالب
	الشعبة
	الجنس (أثى / ذكر)
	الصق هنا ملصق الكتيب للطالب الجديد

## Instructions

You have 60 minutes to complete this test.

Do not write in this booklet. Write all your answers in the separate answer booklet.

Some questions ask you to shade A, B, C or D in the answer booklet.



If you make a mistake, cross out the mistake and shade the correct bubble.

Some questions ask you to write your answer in the answer booklet.

Use a pencil or a blue or black pen to shade the bubbles and write your answers.

Listen to the instructions from your teacher.

This page is meant to be blank.

## PRACTICE QUESTIONS

Shade one bubble in your answer booklet.

ERPRA04

**P1** Where do you buy something to eat?

- A at the shoe shop
- B at the book shop
- C at the cake shop
- D at the computer shop

This is Ahmed. He is from Abu Dhabi but he lives in Dubai now. Ahmed is thirteen years old and is in Grade eight.



ERPRA05

**P2** Ahmed is ..... years old.

- A 8
- B 9
- C 13
- D 30

ERPRA06

**P3** In which city does Ahmed live?

Write the answer in your answer booklet.

**STOP HERE. WAIT FOR YOUR TEACHER'S INSTRUCTIONS.**

**TEST STARTS HERE**

## GRAMMAR AND VOCABULARY

Shade one bubble in your answer booklet.

ERGRA15707

**1** Hessa might need ..... some water after playing in the sun.

- A drink
- B drunk
- C drank
- D to drink

ERGRA93

**2** We don't have lessons ..... Fridays.

- A at
- B in
- C on
- D of

ERVOC75

**3** Students do experiments in the

- A library.
- B laboratory.
- C canteen.
- D reception.

Shade one bubble in your answer booklet.

ERGRA95

4

Sara ..... her friends last weekend.

- A met
- B meet
- C meets
- D meeting

ERGRA97

5

..... do you go shopping?

In Dubai Mall.

- A How
- B When
- C What
- D Where



ERGRA98

6

We don't have ..... forests in the UAE.

- A any
- B some
- C much
- D few

# COOKING DAY

---

## COOKING DAY

---

On Cooking Day, our school students made crunchy chocolate chip cookies for Open Day. Here is what some students said:

Amna, Grade 6/4:  
“I didn’t know that there is so much sugar in cookies – that is why my mother says I shouldn’t eat them every day! Making them was fun.”



Jamilah, Grade 5/2:  
“It was a great day. The best thing was putting in the chocolate chips. I tried a few.”

Lina, Grade 8/3:  
“Now I know that making cookies is easy. I want to make them at home with my sister!”

Sana, Grade 7/3:  
“I didn’t like touching the mixture. It was too sticky. I liked measuring the sugar and flour. If you use too much or too little your cookies will not taste good.”

---

**FOR QUESTIONS 7 TO 12, LOOK AT COOKING DAY.**

Shade one bubble in your answer booklet.

ERCOO01

**7** What did the students talk about?

- A Mother's Day
- B Cooking Day
- C Health Day
- D Open Day

ERCOO02

**8** What did Amna's mother tell her?

- A "Cookies are tasty."
- B "Cookies are fun to make."
- C "Don't eat too many cookies."
- D "Making cookies is hard work."

ERCOO03

**9** Jamilah liked adding the chocolate chips because they were

- A crunchy.
- B sticky.
- C salty.
- D tasty.

ERCOO04

**10** Sana thinks it is important to

- A measure everything carefully.
- B wash your hands before you cook.
- C touch the mixture with your hands.
- D taste the mixture before it is cooked.

ERCOO05

**11** Who wants to make cookies at home?

- A Amna
- B Jamilah
- C Lina
- D Sana

ERCOO06

**12** Most students thought that making cookies was

- A fun.
- B messy.
- C too hard.
- D a waste of time.

# POEMS

## Poem 1

### In a Story Book

At night when sunshine goes away,  
And it's too dark for me to play,  
I like to come inside, and look  
For new friends in a story book.

## Poem 2

### What is a Book?

*by Lora Duneta*

A book is pages, pictures and words  
A book is animals, people and birds  
A book is stories of queens and kings  
Poems and songs – so many things!  
Curled in a corner where I can hide  
With a book I can journey far and wide  
Though it's only paper from end to end  
A book is a very special friend.



**FOR QUESTIONS 13 TO 18, LOOK AT POEMS.**

Shade one bubble in your answer booklet.

ERPOE01 IN

**13** What do we learn in Poem 1?

- A A book is like a friend.
- B Real friends share their books.
- C Books are best read with friends.
- D The people in a book are real friends.

ERPOE02 IN

**14** Look at Poem 2.

“Curled in a corner where I can hide”

How does the speaker feel here?

- A bored
- B scared
- C surprised
- D comfortable

ERPOE03 IN

**15** “With a book I can journey far and wide”

This means that you

- A read books about travelling.
- B take books on your journeys.
- C imagine things and places from books.
- D travel to places you read about.

ERPOE04 RE

**16** What do these word pairs have in common?

“words” and “birds”

“kings” and “things”

- A they are opposites
- B they sound similar
- C they mean the same
- D they appear on the same line

**17** “Though it’s only paper from end to end”

What does “it’s” mean here?

- A the book is
- B the friend is
- C the book has
- D the friend has

**18** Both poems encourage us to

- A hide.
- B read.
- C play.
- D travel.

# HUNGRY

Faris and Hamad came home from school. "We are SO hungry!" they called.

"Mum and I are making pasta," Fatima said.

Mum smiled at the boys as she cut some carrots for the sauce. "Oh, please add chilli to make it spicy,"

Faris said. "But you know Fatima doesn't like too much chilli," Mum replied. "OK", said Hamad, but the boys were not very happy. "Wash your hands, boys! Then please stir the sauce while we set the table."

When the boys returned to the kitchen, Hamad stirred the sauce. His eyes wandered. "Look, Faris!" he said, and pointed to the hot chilli on the spice shelf. The boys looked at each other and smiled ...

Later, when they all sat at the table and tried the food, everybody started to cough. Their eyes were watering. "So spicy!" Faris said. "I need water!" Hamad gasped.

Fatima said, "I'm sorry. While you were washing your hands, I made the sauce spicy for you." The boys started laughing. "So did we!"

"Let's order pizza," said Mum.



**FOR QUESTIONS 19 TO 24, LOOK AT HUNGRY**

Shade one bubble in your answer booklet.

ERHUN01

**19**

Who cut the carrots?

- A Faris
- B Mum
- C Fatima
- D Hamad

**20** Who did **not** like spice?

- A Faris
- B Mum
- C Fatima
- D Hamad

**21** “The boys looked at each other and smiled ...” (Paragraph 3)

Why?

- A They were surprised.
- B They had the same idea.
- C They were happy to help Mum.
- D They liked the smell of the sauce.

**22** Why did everybody start to cough?

- A They were sick.
- B They ate too quickly.
- C The food was too spicy.
- D The food was boiling hot.

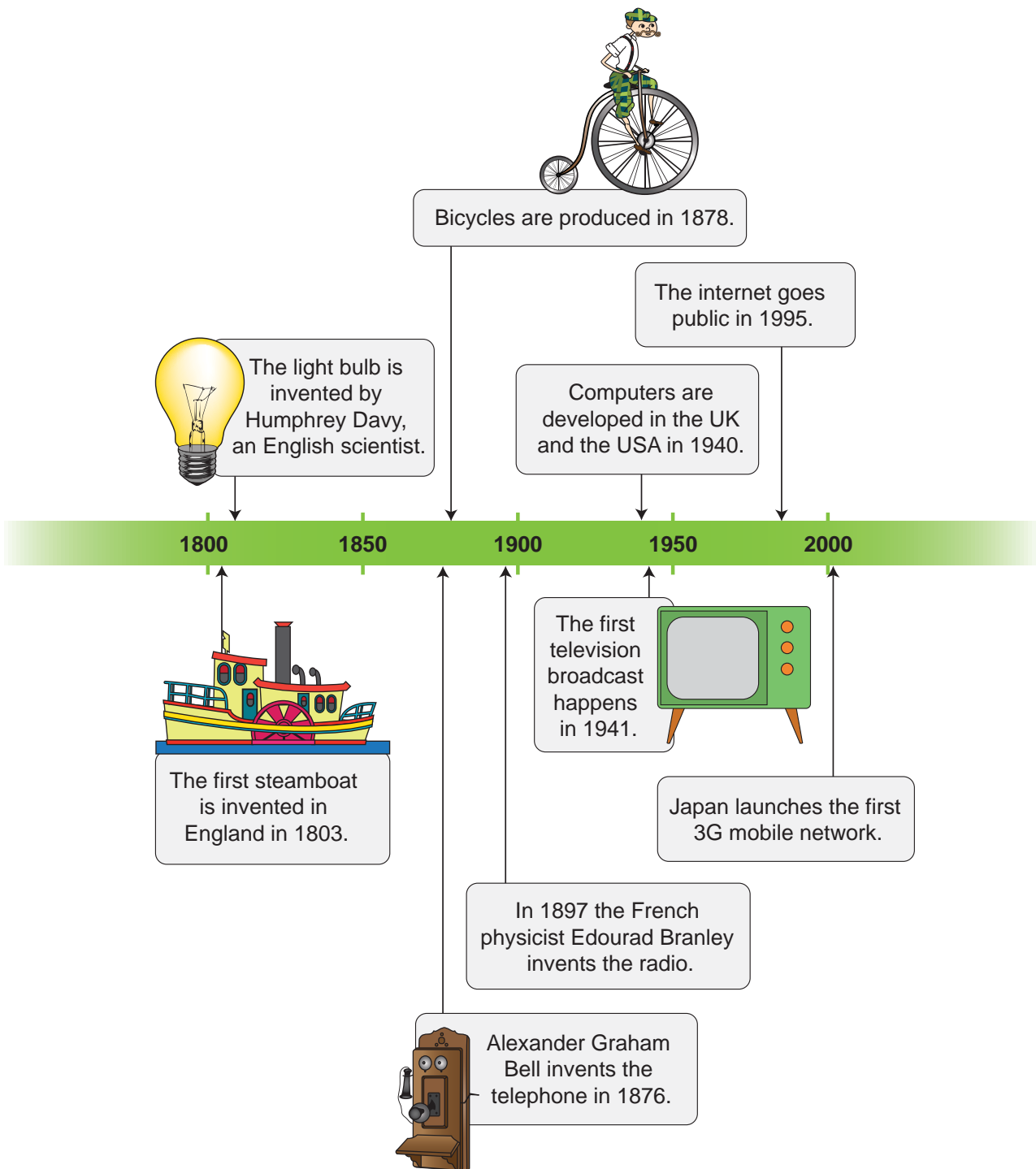
**23** What did Hamad do when he “gasped”? (Paragraph 4)

- A sing a song
- B eat some food
- C cook some food
- D breathe in quickly

**24** Which word best describes Fatima?

- A kind
- B clean
- C happy
- D excited

# A TIMELINE OF TECHNOLOGY



**FOR QUESTIONS 25 TO 30, LOOK AT A TIMELINE OF TECHNOLOGY**

Shade one bubble in your answer booklet.

**25** What does this diagram show?

ERTEC01 IN

- A means of transportation
- B electronic inventions
- C twentieth century inventors
- D the development of technology

**26** Which country had the first 3G mobile network?

ERTEC02 RV

- A England
- B Japan
- C USA
- D France

**27** Humphrey Davy was

ERTEC03 RV

- A a British scientist.
- B a French scientist.
- C an American scientist.
- D a Japanese scientist.

**28** When did Edouard Branley invent the radio?

ERTEC04 RV

- A 1797
- B 1897
- C 1940
- D 1800

**29** How many inventors are mentioned in the text?

ERTEC05 RV

- A 1
- B 2
- C 3
- D 4

**30** Look at the diagram. When did most of the events happen?

ERTEC06 IN

- A 1600-1700
- B 1700-1800
- C 1800-1900
- D 1900-2000

# THE ARABIAN ORYX

The Arabian Oryx is the largest Arabian antelope. In the early 1970s, the Oryx had nearly become extinct in the wild because too many hunters had killed great numbers of them. Fortunately, some Oryx were saved in zoos. By 1980, scientists had reintroduced some Oryx from the zoos into the wild. About 1,000 of them still live in the Arabian deserts today.

Oryx are well adapted to life in the desert. The bright white fur on their bodies reflects the sunlight. This helps keep the Oryx cool. Their color is as white as the sand, so predators cannot see and hunt them easily.

With their horns, Oryx dig shallow pits in the soft sand under the trees. They rest in these pits during the day. In summer, they look for food such as grass, roots and trees at night. They get most of their water from their food, and can survive for months without drinking water. Oryx are very good at finding food because they can smell rain from far away. They walk for a long time to find new plants growing after the rain.



**FOR QUESTIONS 31 TO 37, LOOK AT THE ARABIAN ORYX.**

Shade one bubble in your answer booklet.

ERORY01 VC/IN

**31** What does “had become extinct” mean?

- A reintroduced
- B disappeared
- C caged
- D hunted

ERORY02 RV

**32** It was good to keep Oryx in zoos so that

- A the Oryx felt safer.
- B the Oryx survived.
- C people enjoyed looking at them.
- D people paid money to look at them.

ERORY03 RV

**33** Oryx can easily hide in the desert because

- A their fur has a similar color to the sand.
- B they can dig shallow pits in the sand.
- C they rest under trees during the day.
- D their fur reflects the sunlight.

ERORY04 IN

**34** What does the text say about Oryx and water?

- A They live by waterholes.
- B They drink only rain water.
- C They eat plants that contain water.
- D Their bodies do not need much water.

ERORY05 RV

**35** In summer, when do Oryx eat?

- A in the early morning
- B at noon
- C in the early evening
- D at night

ERORY06 RV

**36** Why do Oryx dig shallow pits?

- A to rest in
- B to hide in
- C to find food
- D to get water

ERORY07 CR

**37** What helps Oryx to find food?

Write the answer in your answer booklet.



# HOW TO MAKE A SNOWMAN



## What you need:

- A hat
- A scarf
- A carrot
- Some buttons
- Two twigs
- Gloves

**Tip 1:** Use packing snow to build a snowman.

## Instructions:

1. Put on your gloves and make a ball of snow in your hand. Does it stay together? If it doesn't, the snow is too powdery. If it does, the snow is good for building a snowman.
2. Roll the ball on the ground so more snow can stick to it.
3. The snowball will get bigger and bigger – stop when you have the size you want for the base.
4. Make a smaller ball for the body, and an even smaller one for the head.
5. Now stack the snowballs on top of each other.
6. Put some snow between each layer to help them stick together.
7. Place a carrot as a nose for the snowman.
8. Use two twigs to make arms.
9. Add some buttons for the eyes and the mouth – give him a big smile!
10. Place a hat on his head and a scarf around his neck.

There you are. Your snowman is lifelike!

**Tip 2:** Take a photo of your snowman before he melts.

**FOR QUESTIONS 38 TO 43, LOOK HOW TO MAKE A SNOWMAN.**

Shade one bubble in your answer booklet.

ERSNW01 RV

**38** The snowman's smile is made from

- A snow.
- B twigs.
- C buttons.
- D carrots.

ERSNW02 IN

**39** Look at Tip 1.

What advice does it give you?

- A the type of snow to use
- B the type of buttons to use
- C the size of the snowman
- D the shape of the snowman

ERSNW03 IN

**40** Why do you need gloves?

- A to protect your hands
- B to put on the snowman
- C to stack the snowballs
- D to carry the twigs

ERSNW04 VC

**41** Look at Step 5.

What is another word for "stack"?

- A make
- B put
- C stick
- D roll

**42** In Step 6 what does the word “them” refer to?

- A bodies
- B snowballs
- C buttons
- D arms

**43** Look at Tip 2.

What does “melts” mean here?

- A sticks
- B builds
- C freezes
- D disappears

**TEST ENDS HERE**

## GRADE 7

Question Number	Answer
1	D
2	C
3	B
4	A
5	D
6	A
7	B
8	C
9	D
10	A
11	C
12	A
13	A
14	D
15	C
16	B
17	A
18	B
19	B
20	C
21	B
22	C
23	B
24	A
25	D
26	B
27	A
28	B
29	C
30	C
31	B
32	B
33	A
34	D
35	D
36	A
37	See next page
38	C
39	A
40	A
41	B
42	B
43	D

## THE ARABIAN ORYX

### Q37 ERORY07 CR

What helps Oryx to find food?

Write the answer in your answer booklet

---

#### Code 2

- Their sense of smell.
- They can smell.
- They can smell from far away.
- They can smell rain which helps them find new plants
- They can smell rain which helps them find new plants that grow after the rain.


#### Code 1


They can smell rain from far away.

#### Code 0

- Their sense of hearing.
- They have good eyesight.
- The rain.
- They can walk for a long time.
- New plants.

Any other answer.







دولة الإمارات العربية المتحدة  
وزارة التربية والتعليم  
إدارة الاختبارات الوطنية والدولية  
برنامج الاختبارات الوطنية  
[www.moe.gov.ae](http://www.moe.gov.ae)

حقوق الطبع محفوظة © لوزارة التربية والتعليم، إ.ع.م